

GRES PORCELLANATO
PORCELAIN STONEWARE

NEWS 2020

➤ **Spring news**

Artemis

Ubik

Limes

Dolmix

➤ **Contract news**

Dunstone

Londale


Swisstone

ARTEMIS

MARBLE STONE EFFECT

ARTEMIS GREY
120x120 (48"x48")

IKON GREY
120x278 (48"x110")





ARTEMIS ANTHRACITE
120x120 (48"x48")

artemis anthracite



ARTEMIS BEIGE
60x120 (24"x48")



ARTEMIS BEIGE
60x120 (24"x48")

artemis beige



ARTEMIS SILVER
80x80 (32"x32") - 40x80 (16"x32")

ARTEMIS SILVER
80x80 (32"x32")

artemis silver

4

COLORI/
COLOURS

ARTEMIS GREY V3



ARTEMIS BEIGE V3



ARTEMIS ANTHRACITE V3



ARTEMIS SILVER V3

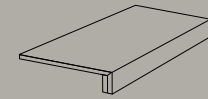


5

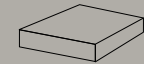
PEZZI SPECIALI/
TRIMS



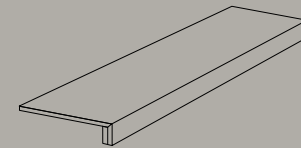
BATTISCOPA
BULLNOSE
● 7,2x60 (2.8"x24") RT 9 mm



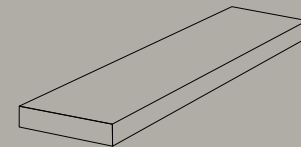
SCALINO CON PROFILO INCOLLATO
GLUED STEP TREAD
● 33x60 (13"x24") RT 9 mm



SCALINO ANGOLARE CON PROFILO INCOLLATO
GLUED CORNER STEP TREAD
● 33x33 (13"x13") RT 9 mm



SCALINO CON PROFILO INCOLLATO
GLUED STEP TREAD
● 33x120 (13"x48") RT 9 mm



SCALINO ANGOLARE CON PROFILO INCOLLATO
GLUED CORNER STEP TREAD
● 33x120 (13"x48") RT 9 mm


● Natural R9

5

FORMATI/
SIZES



● 120x120 (48"x48") RT 9 mm



● 60x120 (24"x48") RT 9 mm



● 30x120 (12"x48") RT 9 mm



● 80x80 (32"x32") RT 9 mm



● 40x80 (16"x32") RT 9 mm

FORMATI

FORMATS

	120x120 (119,5x119,5)* 48"x48"	60x120 24"x48"	30x120 12"x48"	80x80 32"x32"	40x80 16"x32"
working size	1194x1194	596x1195	297x1195	795x795	396x795
	RT	RT	RT	RT	RT
	9 mm	9 mm	9 mm	9 mm	9 mm
ARTEMIS GREY	●	●	●	●	●
ARTEMIS ANTHRACITE	●	●	●	●	●
ARTEMIS BEIGE	●	●	●	●	●
ARTEMIS SILVER	●	●	●	●	●

*Formato nominale / Nominal size


● Natural R9

UBIK

SLATE STONE EFFECT

UBIK ANTHRACITE
120x120 (48"x48")

DOLMIX GREY
120x278 (48"x110")



ubik anthracite

UBIK GREY
120x120 (48"x48")



ubik grey



UBIK IVORY
60x120 (24"x48") K2 20 mm



UBIK GREIGE
30x120 (12"x48")


UBIK GREIGE
30x120 (12"x48")



ubik greige

5 COLORI/ COLOURS

UBIK ANTHRACITE V2



UBIK GREY V2




UBIK IVORY V2



UBIK GREIGE V2



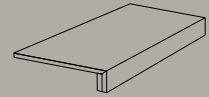
UBIK WALNUT V2



5 PEZZI SPECIALI/ TRIMS



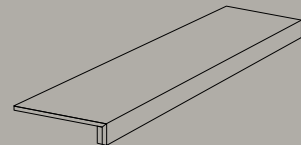
BATTISCOPA
BULLNOSE
● 7,2x60 (2.8"x24") RT 9 mm



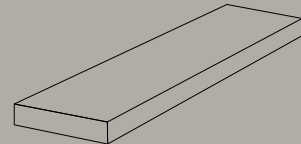
SCALINO INCOLLATO
GLUED STEP TREAD
● 33x60 (13"x24") RT 9 mm



ANGOLARE INCOLLATO
GLUED CORNER STEP TREAD
● 33x33 (13"x13") RT 9 mm




SCALINO CON PROFILO INCOLLATO
GLUED STEP TREAD
● 33x120 (13"x48") RT 9 mm




SCALINO ANGOLARE CON PROFILO INCOLLATO
GLUED CORNER STEP TREAD
● 33x120 (13"x48") RT 9 mm

8 FORMATI/ SIZES




● 120x120 (48"x48") RT 9 mm



● 60x120 (24"x48") RT 9 mm
▲ 60x120 (24"x48") RT K2 20 mm



● 30x120 (12"x48") RT 9 mm



● 60x60 (24"x24") RT 9 mm
▲ 60x60 (24"x24") RT K2 20 mm



▲ 30x60 (12"x24") RT 9 mm



● 9,7x60 (3^{7/8}"x24") RT 9 mm

FORMATI FORMATS

	120x120 (119,5x119,5)* 48"x48"	60x120 24"x48"	30x120 12"x48"	60x60 24"x24"	30x60 12"x24"	9,7x60 3 ^{7/8} "x24"	60x120 24"x48"	60x60 24"x24"
working size	1194x1194	596x1195	297x1195	596x596	297x596	97x596	596x1195	596x596
	RT	RT	RT	RT	RT	RT	RT	RT
	9 mm	9 mm	9 mm	9 mm	9 mm	9 mm	20 mm	20 mm
UBIK ANTHRACITE	●	●	●	●	●▲	●	▲	▲
UBIK GREY	●	●	●	●	●▲	●	▲	▲
UBIK IVORY	●	●	●	●	●▲	●	▲	▲
UBIK GREIGE		●	●	●	●▲	●	▲	▲
UBIK WALNUT		●	●	●	●▲	●	▲	▲

● Natural R10


*Formato nominale / Nominal size

● Natural R10 | ▲ Structured R11


LIMES

QUARTZITE&PORPHYRY STONE EFFECT

LIMES QUARTZ WHITE
60x90 (24"x36") K2 20 mm



limes quartz white




LIMES QUARTZ MULTICOLOR
22,5x45,3 (9"x18") - 22,5x22,5 (9"x9")

limes quartz multicolor



LIMES PORFIDO COLD
22,5x22,5 (9"x9")

LIMES PORFIDO COLD
60x90 (24"x36") K2 20 mm



limes porfido cold

LIMES PORFIDO WARM
22,5x45,3 (9"x18") -
60x90 (24"x36") K2 20 mm



limes porfido warm

4

COLORI/
COLOURS

LIMES QUARTZ WHITE **V3**



LIMES QUARTZ MULTICOLOR **V4**



LIMES PORFIDO COLD **V2**




LIMES PORFIDO WARM **V3**

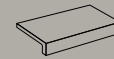


2

PEZZI SPECIALI/
TRIMS




BATTISCOPA
BULLNOSE
▲ 7,2x45,3 (2.8"x18") Not RT 9 mm



TERMINALE L MONOLITICO
L TERMINAL TEXTURED
▲ 30x15x4 (12"x6"x1⁹/₁₆") Not RT 9 mm

3

FORMATI/
SIZES



▲ 60x90 (24"x36") RT **K2** 20 mm



▲ 22,5x45,3 (9"x18") Not RT 9 mm



▲ 22,5x22,5 (9"x9") Not RT 9 mm

FORMATI

FORMATS

	22,5x45,3 9"x18"	22,5x22,5 9"x9"	60x90 24"x36"
working size			596x897
	Not RT 9 mm	Not RT 9 mm	RT K2 20 mm
LIMES QUARTZ WHITE	▲	▲	▲
LIMES QUARTZ MULTICOLOR	▲	▲	▲
LIMES PORFIDO COLD	▲	▲	▲
LIMES PORFIDO WARM	▲	▲	▲


▲ Structured R11

▲ Structured R11

DOLMIX

DOLMIX GREY
120x278 (48"x110")


ELEMENTS DESIGN GREY
120x120 (48"x48")



1


COLORE/
COLOUR

DOLMIX GREY V3

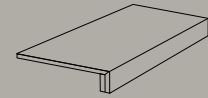


6

PEZZI SPECIALI/
TRIMS



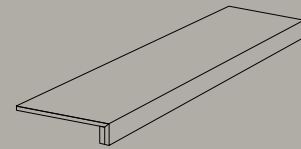
BATTISCOPA
BULLNOSE
● 4,6x120 (1¹³/₁₆"x48") RT 9 mm
● 7,2x60 (2.8"x24") RT 9 mm



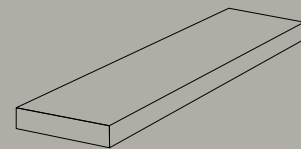
SCALINO INCOLLATO
GLUED STEP TREAD
● 33x60 (13"x24") RT 9 mm



ANGOLARE INCOLLATO
GLUED CORNER STEP TREAD
● 33x33 (13"x13") RT 9 mm



SCALINO INCOLLATO
GLUED STEP TREAD
● 33x120 (13"x48") RT 9 mm



ANGOLARE INCOLLATO
GLUED CORNER STEP TREAD
● 33x120 (13"x48") RT 9 mm

6


FORMATI/
SIZES




● 120x278 (48"x110") RT 6 mm



● 120x120 (48"x48") RT 9 mm
▲ 120x120 (48"x48") RT K2 20 mm



● 60x120 (24"x48") RT 9 mm



● 60x60 (24"x24") RT 9 mm
▲ 60x60 (24"x24") RT K2 20 mm

FORMATI

FORMATS

	120x278 (119,5x278)* 48"x110"	120x120 (119,5x119,5)* 48"x48"	60x120 24"x48"	60x60 24"x24"	120x120 (119,5x119,5)* 48"x48"	60x60 24"x24"
working size	1194x2778	1194x1194	596x1195	596x596	1194x1194	596x596
	RT	RT	RT	RT	RT	RT
	6 mm	9 mm	9 mm	9 mm	K2 20 mm	K2 20 mm
DOLMIX GREY	●	●	●	●	▲	▲

*Formato nominale / Nominal size

● Natural R9 | ▲ Structured R11

DUNSTONE

STONE EFFECT / CONTRACT

DUNSTONE GREY
60x120 (24"x48")



dunstone grey

3

COLORI/
COLOURS

DUNSTONE IVORY



DUNSTONE BEIGE



DUNSTONE GREY




3

FORMATI/
SIZES



● 60x120 (24"x48") RT 9 mm



● 60x60 (24"x24") RT 8,5 mm



● 30x60 (12"x24") RT 8,5 mm

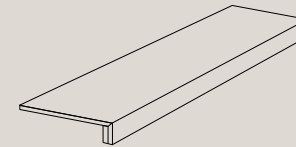
5

PEZZI SPECIALI/
TRIMS



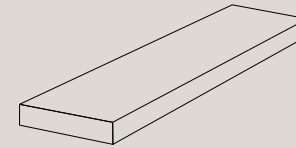
BATTISCOPA
BULLNOSE

● 7,2x60 (2.8"x24") RT 8,5 mm



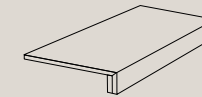
SCALINO INCOLLATO
GLUED STEP TREAD

● 33x120 (13"x48") RT 9 mm



ANGOLARE INCOLLATO
GLUED CORNER STEP TREAD

● 33x120 (13"x48") RT 9 mm



SCALINO INCOLLATO
GLUED STEP TREAD

● 33x60 (13"x24") RT 8,5 mm



ANGOLARE INCOLLATO
GLUED CORNER STEP TREAD

● 33x33 (13"x13") RT 8,5 mm

FORMATI

FORMATS

	60x120 24"x48"	60x60 24"x24"	30x60 12"x24"
working size	596x1195	596x596	297x596
	RT 9 mm	RT 8,5 mm	RT 8,5 mm
DUNSTONE IVORY	●	●	●
DUNSTONE BEIGE	●	●	●
DUNSTONE GREY	●	●	●

● Natural R9

● Natural R9

LONDALE

CONCRETE EFFECT / CONTRACT

LONDALE GREY
60x120 (24"x48")



londale grey

3 COLORI/ COLOURS

LONDALE SILVER




LONDALE BEIGE




LONDALE GREY



3 FORMATI/ SIZES



● 60x120 (24"x48") RT 9 mm



● 60x60 (24"x24") RT 8,5 mm



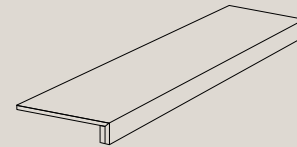
● 30x60 (12"x24") RT 8,5 mm

5 PEZZI SPECIALI/ TRIMS



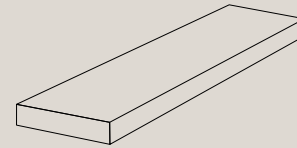
BATTISCOPA
BULLNOSE

● 7,2x60 (2.8"x24") RT 8,5 mm



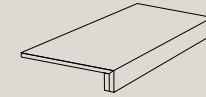
SCALINO INCOLLATO
GLUED STEP TREAD

● 33x120 (13"x48") RT 9 mm



ANGOLARE INCOLLATO
GLUED CORNER STEP TREAD

● 33x120 (13"x48") RT 9 mm



SCALINO INCOLLATO
GLUED STEP TREAD

● 33x60 (13"x24") RT 8,5 mm



ANGOLARE INCOLLATO
GLUED CORNER STEP TREAD

● 33x33 (13"x13") RT 8,5 mm

FORMATI FORMATS

	60x120 24"x48"	60x60 24"x24"	30x60 12"x24"
working size	596x1195	596x596	297x596
	RT	RT	RT
	9 mm	8,5 mm	8,5 mm
LONDALE SILVER	●	●	●
LONDALE BEIGE	●	●	●
LONDALE GREY	●	●	●

● Natural R9

● Natural R9

SWISSTONE

STONE EFFECT / CONTRACT

SWISSTONE GREY
60x120 (24"x48")



swisstone grey

4 COLORI/ COLOURS

SWISSTONE ANTHRACITE



SWISSTONE GREY




SWISSTONE TAUPE




SWISSTONE BEIGE




4 FORMATI/ SIZES



■ 60x120 (24"x48") RT 9 mm




■ 60x60 (24"x24") RT 8,5 mm
▲ 60x60 (24"x24") RT K2 20 mm

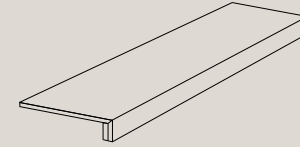


■ 30x60 (12"x24") RT 8,5 mm

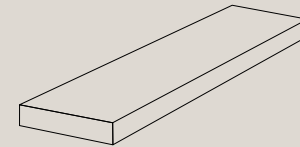
5 PEZZI SPECIALI/ TRIMS



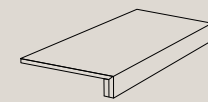
BATTISCOPIA
BULLNOSE
■ 7,2x60 (2.8"x24") RT 8,5 mm



SCALINO INCOLLATO
GLUED STEP TREAD
■ 33x120 (13"x48") RT 9 mm



ANGOLARE INCOLLATO
GLUED CORNER STEP TREAD
■ 33x120 (13"x48") RT 9 mm



SCALINO INCOLLATO
GLUED STEP TREAD
■ 33x60 (13"x24") RT 8,5 mm



ANGOLARE INCOLLATO
GLUED CORNER STEP TREAD
■ 33x33 (13"x13") RT 8,5 mm

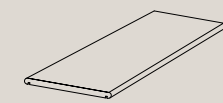
10 PEZZI SPECIALI K2/ TRIMS K2



ANGOLARE BORDO CON TORO
CORNER STEP TREAD
▲ 30x30 (12"x12") RT 20 mm



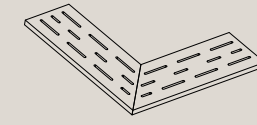
GRADINO BORDO CON TORO
ROUNDED STEP TREAD
▲ 30x60 (12"x24") RT 20 mm



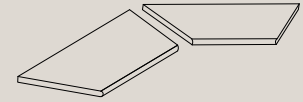
TOP BORDO TORO
TOP STEP TREAD
▲ 30x60 (12"x24") RT 20 mm



GRIGLIA
GRID
▲ 15x60 (6"x24") RT 20 mm



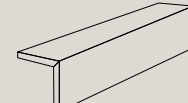
ANGOLARE GRIGLIA
GRID
▲ 15x60 (6"x24") RT 20 mm



GRADINO ANGOLO INTERNO BORDO CON TORO
INT. CORNER STEP TREAD
▲ 30x60 (12"x24") RT 20 mm



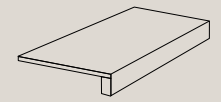
GRADINO ANGOLO ESTERNO BORDO CON TORO
EXT. CORNER STEP TREAD
▲ 30x60 (12"x24") RT 20 mm



CORDOLO L
GLUED "L" TERMINAL
▲ 60x20x15 (24"x8"x6") RT 20 mm



TERMINALE L
GLUED "L" TERMINAL
▲ 60x20x5 (24"x8"x2") RT 20 mm



SCALINO INCOLLATO
STEP TREAD
▲ 33x60x5 (13"x24"x2") RT 20 mm

FORMATI FORMATS

	60x120 24"x48"	60x60 24"x24"	30x60 12"x24"	60x60 24"x24"
working size	596x1195	596x596	297x596	596x596
	RT	RT	RT	RT
	9 mm	8,5 mm	8,5 mm	K2 20 mm
SWISSTONE ANTHRACITE	■	■	■	▲
SWISSTONE GREY	■	■	■	▲
SWISSTONE TAUPE	■	■	■	▲
SWISSTONE BEIGE	■	■	■	▲

■ Structured R10 | ▲ Structured R11

■ Structured R10 | ▲ Structured R11

specs & tech

50 / **Misure-pesi-imballi** / *Size-weight-packaging*

51 / **Tabella formati e finiture** / *Sizes and finishing*

52 / **Tabella specifiche tecniche** / *Technical features*

MISURE, PESI ED IMBALLI / SIZE, WEIGHT AND PACKAGING

FORMATO SIZE	SPESSORE THICKNESS	PZ/SCATOLA PIECES/BOX	MQ/SCATOLA SQM/BOX	KG/SCATOLA KG/BOX	MQ/PALLET SQM/PALLET	KG/PALLET KG/PALLET	SCATOLA/PALLET BOX/PALLET
120x278	6 mm	1	3,32	≈ 49,37	59,80	≈ 988,66	18
120x120	9 mm	2	2,86	≈ 60,80	57,12	≈ 1.229,00	20
60x120	9 mm	2	1,44	≈ 28,66	50,40	≈ 1.016,10	35
30x120	9 mm	4	1,44	≈ 30,50	51,84	≈ 1.111,00	36
80x80	9 mm	2	1,28	≈ 25,60	61,44	≈ 1.241,80	48
40x80	9 mm	4	1,28	≈ 27,36	35,84	≈ 779,08	28
60x60	9 mm	3	1,08	≈ 25,00	43,20	≈ 1.013,00	40
30x60	9 mm	7	1,26	≈ 27,76	50,40	≈ 1.123,40	40
9,7x60	9 mm	10	0,58	≈ 12,75	34,92	≈ 778,00	60
22,5x45,3 Not RT	9 mm	12	1,22	≈ 24,50	41,48	≈ 846,00	34
22,5x22,5 Not RT	9 mm	20	1,01	≈ 20,25	42,53	≈ 863,50	42
120x120 K2	20 mm	1	1,43	≈ 67,10	28,56	≈ 1.355,00	20
60x120 K2	20 mm	1	0,72	≈ 33,75	25,20	≈ 1.194,25	35
60x90 K2	20 mm	2	1,08	≈ 48,50	19,44	≈ 886,00	18
60x60 K2	20 mm	2	0,72	≈ 34,00	21,60	≈ 1.033,00	30

6 - 9mm

COLLEZIONI COLLECTIONS	COLORI COLOURS	120x278 (119,5x278)* 48"x110"	120x120 (119,5x119,5)* 48"x48"	60x120 24"x48"	30x120 12"x48"	80x80 32"x32"	40x80 16"x32"	60x60 24"x24"	30x60 12"x24"	9,7x60 3 ^{7/8} "x24"	22,5x45,3 9"x18"	22,5x22,5 9"x9"
		working size	1194x2778	1194x1194	596x1195	297x1195	797x797	396x795	596x596	297x596	97x596	-
ARTEMIS	ARTEMIS GREY		●	●	●	●	●					
	ARTEMIS ANTHRACITE		●	●	●	●	●					
	ARTEMIS BEIGE		●	●	●	●	●					
	ARTEMIS SILVER		●	●	●	●	●					
UBIK	UBIK ANTHRACITE		■	■	■			■	■▲	■		
	UBIK GREY		■	■	■			■	■▲	■		
	UBIK IVORY		■	■	■			■	■▲	■		
	UBIK GREIGE			■	■			■	■▲	■		
LIMES	UBIK WALNUT			■	■			■	■▲	■		
	LIMES QUARTZ WHITE										▲	▲
	L. QUARTZ MULTICOLOR										▲	▲
	LIMES PORFIDO COLD										▲	▲
DOLMIX	LIMES PORFIDO WARM										▲	▲
	DOLMIX GREY	●	●	●				●				
DUNSTONE	DUNSTONE IVORY			●				●	●			
	DUNSTONE BEIGE			●				●	●			
	DUNSTONE GREY			●				●	●			
LONDALE	LONDALE SILVER			●				●	●			
	LONDALE BEIGE			●				●	●			
	LONDALE GREY			●				●	●			
SWISSTONE	SWISS. ANTHRACITE			■				■	■			
	SWISSTONE GREY			■				■	■			
	SWISSTONE TAUPE			■				■	■			
	SWISSTONE BEIGE			■				■	■			

*Formato nominale / Nominal size

● Natural R9 | ■ Natural R10 | ■ Structured R10 | ▲ Structured R11











K2 20mm

COLLEZIONI COLLECTIONS	COLORI COLOURS	120x120 (119,5x119,5)* 48"x48"	60x120 24"x48"	60x90 24"x36"	60x60 24"x24"
		working size	1194x1194	596x1195	596x897
DOLMIX	DOLMIX GREY	▲			▲
LIMES	LIMES QUARTZ WHITE			▲	
	L. QUARTZ MULTICOLOR			▲	
	LIMES PORFIDO COLD			▲	
	LIMES PORFIDO WARM			▲	
UBIK	UBIK ANTHRACITE		▲		▲
	UBIK GREY		▲		▲
	UBIK IVORY		▲		▲
	UBIK GREIGE		▲		▲
SWISSTONE	UBIK WALNUT		▲		▲
	SWISSTONE ANTHRACITE				▲
	SWISSTONE GREY				▲
	SWISSTONE TAUPE				▲
	SWISSTONE BEIGE				▲

*Formato nominale / Nominal size

▲ Structured R11

INFORMAZIONI TECNICHE / TECHNICAL FEATURES











DESCRIZIONE DESCRIPTION	NORME REGULATION	REQUISITI PRESCRITTI REQUIRED VALUES
	EN 14411 - ISO 13006	
 DIMENSIONI RETTIFICATO SIZES RECTIFIED	UNI EN ISO 10545-2	lunghezza-larghezza ±0,3% (±1,0 mm max) <i>length-width</i>
		spessore ±5,0% (±0,5 mm max) <i>thickness</i>
		ortogonalità ±0,3% (±1,5 mm max) <i>rectangularity</i>
		rettilinearità ±0,3% (±0,8 mm max) <i>straightness</i>
		planarità ±0,4% (±1,8 mm max) <i>surface flatness</i>
qualità superficie ≥95% <i>surface quality</i>		
DIMENSIONI NON RETTIFICATO SIZES NOT RECTIFIED	UNI EN ISO 10545-2	lunghezza-larghezza ±0,6% (±2,0 mm max) <i>length-width</i>
		spessore ±5,0% (±0,5 mm max) <i>thickness</i>
		ortogonalità ±0,5% (±2,0 mm max) <i>rectangularity</i>
		rettilinearità ±0,5% (±1,5 mm max) <i>straightness</i>
		planarità ±0,5% (±2,0 mm max) <i>surface flatness</i>
qualità superficie ≥95% <i>surface quality</i>		
 ASSORBIMENTO ACQUA WATER ABSORPTION	UNI EN ISO 10545-3	≤0,5%
 RESISTENZA A ROTTURA BREAKING STRENGTH	UNI EN ISO 10545-4	R≥35 N/mm ² S≥700 N (<7,5 mm) S≥1300 N (≥7,5 mm)
 RESISTENZA ABRASIONE PROFONDA (UGL - Matt) DEEP ABRASION RESISTANCE (UGL - Matt)	UNI EN ISO 10545-6	≤175 mm ³
 RESIST. ABRASIONE SUPERFICIALE (GL - Lappato / Silky) SURFACE ABRASION RESISTANCE (GL - Lappato / Silky)	UNI EN ISO 10545-6	dichiarare un valore / declare a value
 RESISTENZA SHOCK TERMICI THERMAL SHOCK RESISTANCE	UNI EN ISO 10545-9	resistenza / resistant
 RESISTENZA AL GELO FROST RESISTANCE	UNI EN ISO 10545-12	resistenza / resistant
 RESISTENZA CHIMICA CHEMICAL RESISTANCE	UNI EN ISO 10545-13	resistenza / resistant
 RESISTENZA ALLE MACCHIE STAIN RESISTANCE	UNI EN ISO 10545-14	pulibile / cleanable
 CLASSIFICAZIONE ANTISDRUCCIOLO ASSESSMENT OF SLIP RESISTANCE	DIN 51130	R
	DIN 51097	A+B+C
	B.C.R.A. (COF)	>0,40 bagnato / wet
	ANSI A137.1 2012 (DCOF)	>0,42 bagnato / wet
	BS 7976-2:2002 (UK) (Pendulum Test Value)	0-24 scivoloso / slippery 25-35 scivolosità moderata / moderately slippery >36 basso rischio scivolamento / low slipping risk

Piastrelle pressate a secco - Conforme alla norma EN 14411 e ISO 13006 appendice G gruppo B1-a con E ≤0,5%
Dry pressed tiles - Compliant with standards EN 14411 and ISO 13006 annex G group B1-a with E ≤0,5%

VALORI / VALUES		VALORI / VALUES		VALORI / VALUES		VALORI / VALUES	
ARTEMIS		UBIK		LIMES		DOLMIX	
CONFORME COMPLIANT		CONFORME COMPLIANT		CONFORME COMPLIANT		CONFORME COMPLIANT	
-		-		CONFORME COMPLIANT 22,5x45,3 - 22,5x22,5		-	
≤0,1%		≤0,1%		≤0,1%		≤0,1%	
9 mm	-	9 mm	20 mm K2	9 mm	20 mm K2	6 - 9 mm	20 mm K2
CONFORME COMPLIANT	-	CONFORME COMPLIANT	R≥45 N/mm ² S≥10000 N	CONFORME COMPLIANT	R≥45 N/mm ² S≥10000 N	CONFORME COMPLIANT	R≥45 N/mm ² S≥10000 N
≤150 mm ³		≤150 mm ³		≤150 mm ³		≤150 mm ³	
-		-		-		-	
CONFORME COMPLIANT		CONFORME COMPLIANT		CONFORME COMPLIANT		CONFORME COMPLIANT	
CONFORME COMPLIANT		CONFORME COMPLIANT		CONFORME COMPLIANT		CONFORME COMPLIANT	
CONFORME COMPLIANT		CONFORME COMPLIANT		CONFORME COMPLIANT		CONFORME COMPLIANT	
R9 120x120 - 60x120 - 30x120 - 80x80 - 40x80		R10 120x120 - 60x120 - 30x120 - 60x60 - 30x60 - 9,7x60 R11 60x120 K2 - 60x60 K2		R11 22,5x45,3 - 22,5x22,5 - 60x90 K2		R9 120x278 - 120x120 - 60x120 - 60x60 R11 120x120 K2 - 60x60 K2	
A Natural R9		A+B Natural R10 A+B+C Structured R11		A+B+C Structured R11		A Natural R9 A+B+C Structured R11	
CONFORME COMPLIANT		CONFORME COMPLIANT		CONFORME COMPLIANT		CONFORME COMPLIANT	
CONFORME COMPLIANT		CONFORME COMPLIANT		CONFORME COMPLIANT		CONFORME COMPLIANT	
-		R10 >36 In test		-		-	

specs & tech

INFORMAZIONI TECNICHE / TECHNICAL FEATURES

DESCRIZIONE DESCRIPTION	NORME REGULATION	REQUISITI PRESCRITTI REQUIRED VALUES
	EN 14411 - ISO 13006	
 DIMENSIONI RETTIFICATO SIZES RECTIFIED	UNI EN ISO 10545-2	lunghezza-larghezza ±0,3% (±1,0 mm max) <i>length-width</i>
		spessore ±5,0% (±0,5 mm max) <i>thickness</i>
		ortogonalità ±0,3% (±1,5 mm max) <i>rectangularity</i>
		rettilinearità ±0,3% (±0,8 mm max) <i>straightness</i>
		planarità ±0,4% (±1,8 mm max) <i>surface flatness</i>
		qualità superficie ≥95% <i>surface quality</i>
DIMENSIONI NON RETTIFICATO SIZES NOT RECTIFIED	UNI EN ISO 10545-2	lunghezza-larghezza ±0,6% (±2,0 mm max) <i>length-width</i>
		spessore ±5,0% (±0,5 mm max) <i>thickness</i>
		ortogonalità ±0,5% (±2,0 mm max) <i>rectangularity</i>
		rettilinearità ±0,5% (±1,5 mm max) <i>straightness</i>
		planarità ±0,5% (±2,0 mm max) <i>surface flatness</i>
		qualità superficie ≥95% <i>surface quality</i>
 ASSORBIMENTO ACQUA WATER ABSORPTION	UNI EN ISO 10545-3	≤0,5%
 RESISTENZA A ROTTURA BREAKING STRENGTH	UNI EN ISO 10545-4	R≥35 N/mm ² S≥700 N (<7,5 mm) S≥1300 N (≥7,5 mm)
 RESISTENZA ABRASIONE PROFONDA (UGL - Matt) DEEP ABRASION RESISTANCE (UGL - Matt)	UNI EN ISO 10545-6	≤175 mm ³
 RESIST. ABRASIONE SUPERFICIALE (GL - Lappato) SURFACE ABRASION RESISTANCE (GL - Lappato)	UNI EN ISO 10545-6	dichiarare un valore / declare a value
 RESISTENZA SHOCK TERMICI THERMAL SHOCK RESISTANCE	UNI EN ISO 10545-9	resistenza / resistant
 RESISTENZA AL GELO FROST RESISTANCE	UNI EN ISO 10545-12	resistenza / resistant
 RESISTENZA CHIMICA CHEMICAL RESISTANCE	UNI EN ISO 10545-13	resistenza / resistant
 RESISTENZA ALLE MACCHIE STAIN RESISTANCE	UNI EN ISO 10545-14	pulibile / cleanable
 CLASSIFICAZIONE ANTISDRUCCIOLO ASSESSMENT OF SLIP RESISTANCE	DIN 51130	R
	DIN 51097	A+B+C
	B.C.R.A. (COF)	>0,40 bagnato / wet
	ANSI A137.1 2012 (DCOF)	>0,42 bagnato / wet
	BS 7976-2:2002 (UK) (Pendulum Test Value)	0-24 scivoloso / slippery 25-35 scivolosità moderata / moderately slippery >36 basso rischio scivolamento / low slipping risk

Piastrelle pressate a secco - Conforme alla norma EN 14411 e ISO 13006 appendice G gruppo B1-a con E ≤0,5%
Dry pressed tiles - Compliant with standards EN 14411 and ISO 13006 annex G group B1-a with E ≤0,5%

VALORI / VALUES	VALORI / VALUES	VALORI / VALUES
DUNSTONE	LONDALE	SWISSTONE
CONFORME COMPLIANT	CONFORME COMPLIANT	CONFORME COMPLIANT
-	-	-
≤0,1%	≤0,1%	≤0,1%
9 / 8,5 mm R≥40 N/mm ² S≥1500 N	9 / 8,5 mm R≥40 N/mm ² S≥1500 N	9 / 8,5 mm R≥40 N/mm ² S≥1500 N 20 mm R≥45 N/mm ² S≥10000 N
≤150 mm ³	≤150 mm ³	≤150 mm ³
-	-	-
CONFORME COMPLIANT	CONFORME COMPLIANT	CONFORME COMPLIANT
CONFORME COMPLIANT	CONFORME COMPLIANT	CONFORME COMPLIANT
CONFORME COMPLIANT	CONFORME COMPLIANT	CONFORME COMPLIANT
CONFORME COMPLIANT	CONFORME COMPLIANT	CONFORME COMPLIANT
R9 60x120 - 60x60 - 30x60	R9 60x120 - 60x60 - 30x60	R10 60x120 - 60x60 - 30x60 R11 60x60 K2
A Natural R9	A Natural R9	A+B Structured R10 / A+B+C Structured R11
CONFORME COMPLIANT	CONFORME COMPLIANT	CONFORME COMPLIANT
CONFORME COMPLIANT	CONFORME COMPLIANT	CONFORME COMPLIANT
-	-	R10 >36 In test

specs & tech



HEADQUARTER via statale 467, 21
42013 Casalgrande (RE) - Italy

FACTORY via canale, 67
42013 Casalgrande (RE) - Italy

WAREHOUSE via dell'industria, 1
42013 Casalgrande (RE) - Italy

PHONE +39 0522 997511

FAX +39 0522 997544 (OT) - 545 (IT)

ADMIN. FAX +39 0522 997413

info@keope.com

keope.com

IT_

Ceramiche Keope si riserva la facoltà di apportare variazioni ai prodotti illustrati in questo catalogo per necessità produttive o al fine di migliorarne la qualità. I campioni sono puramente indicativi. Gli imballaggi e pesi riportati possono variare per necessità produttive. Consultare gli uffici commerciali al momento dell'ordine.

EN_

Ceramiche Keope reserves the right to vary the products illustrated in this catalogue for production purposes or in order to improve quality. Samples are purely indicative. Packaging and weights shown may be varied in line with production requirements. Check with the sales department at the time of order.

