

Roads

Roads

Road to a positive frame of mind

Strade, che corrono su asfalti densi. Strade che divengono il tramite per viaggi di esperienze lungo percorsi nei quali il colore e la materia si plasmano nella ricerca di
Roads that run on thick asphalts. Roads that become the means for journeys of experience along routes where colour and matter are shaped in the search for harmony.



equilibri. Vie sulle quali camminare, correre, fermarsi e ancora andare oltre, diretti alla scoperta di valori forti, leggeri. Per acquisire verità.

Roads on which to walk, run, stop and start again towards unlimited boundaries to discover strong and light values, to find the truth.

Roads

TONI DELICATI, ESSENZIALITÀ CROMATICHE NATURALI CHE VIVIFICANO IL CALORE DEGLI AFFETTI.

Delicate tones, essential natural chromatic tones that give life to the warmth of the family.

Sand Hearth

L'AUTENTICITÀ RISCOPERTA DAL SAPORE DI CHI USA NUANCE SINCERAMENTE EMOTIVE.

Authenticity rediscovered by the taste of who adopts truly emotional nuances.

Coffee Truth

FORZA DISCRETA RITROVATA NELLA PROFONDITÀ DEL COLORE, MATERIA PRIMA E UNICA SOSTANZA.

Discreet strength rediscovered in the depth of the colour, raw material and unique matter.

Dark Depth

LA POETICA DELLA MATERIA NOBILITATA DALL'EQUILIBRIO DEL GRIGIO, PER UNA SERENITÀ RIFLESSIVA EVIDENTE.

The poetic nature of the material ennobled by the balance of the colour grey for an obvious contemplative serenity.

Grey Calm

CONTAMINAZIONE FRA DOLCEZZA E RAZIONALITÀ, IN UNA TONALITÀ FLUIDA CHE GENERA SPAZI DI INEDITE ARMONIE FORMALI.

Gentle and rational contaminations in a fluid tone that generates spaces of unusual formal harmonies.

Pearl Mind

PUREZZA, CANDIDA MATERIA D' AUTORE E LUMINOSA RICERCA CREATIVA.

Pure, candid designer material and luminous creative concept.

White Purity

LA TOTALITÀ DEL NERO VITALIZZATA DA TRASPARENZE DI LUCI NELL'OMBRA, A DELINEARE PERCORSI SENSORIALI.

Total black enlivened by light transparencies in the shadows outlining sensorial paths.

Black Intensity

90x15

90x45

120x60

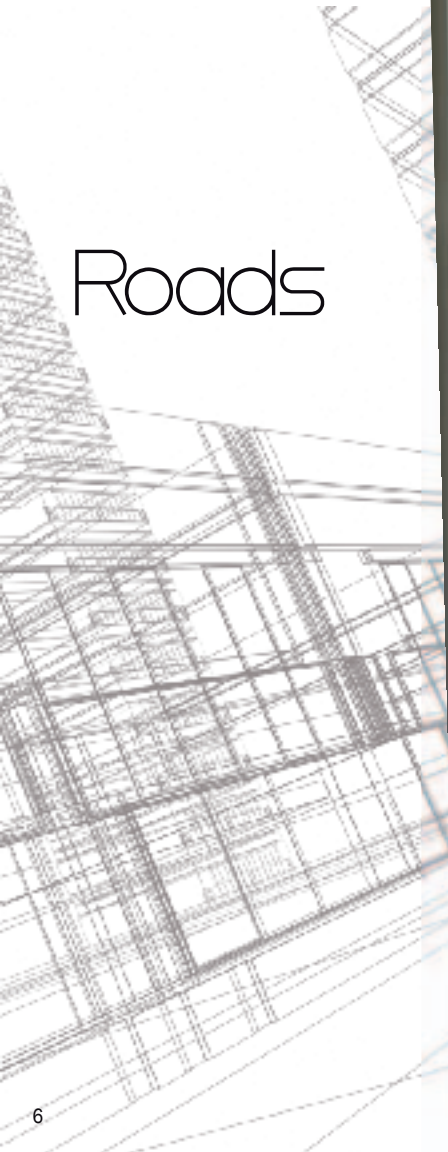
60x60

60x30

60x15

60x10

Roads






COFFEE TRUTH 120x60 SQ. SMOOTH - SAND HEARTH 120x60 SQ. SMOOTH

Roads

BLACK INTENSITY 60x60 SQ. NATURAL - BLACK INTENSITY PLUG 30x30 (2x2) NATURAL - WHITE PURITY PLUG 30x30 (2x2) NATURAL





Roads

DARK DEPTH 60x30 SQ. FRAMED - PEARL MIND 60x30 SQ. FRAMED - GREY CALM Plug 30x30 (2x2) NATURAL





Roads





GREY CALM 60x60 SQ. NATURAL - GREY CALM STICK 30x30 NATURAL

Roads

①

NATURAL

LA FINE GRANULOSITÀ DELL'ASFALTO EVIDENZIA LA NATURALITÀ DELLA MATERIA DELLA LASTRA, VERSATILE E DI IMPIEGO UNIVERSALE.

The fine granularity of asphalt highlights the natural features of the versatile slab material suitable for all purposes.

②

SMOOTH

SUPERFICIE SETOSA CHE AMMORBISCE VISIVAMENTE, ARRICCHENDOLA DI GIOCHI DI LUCE, LA DUREZZA DELL'ASFALTO, VALORIZZANDONE L'UTILIZZO ANCHE IN SOLUZIONI DI INTERNI A VOLTE SORPRENDENTI.

Silky surface that visually softens and enriches with light effects the hardness of asphalt, enhancing its use also in surprising interior solutions.

③

FRAMED

LA STRUTTURA SPACCATA A RILIEVO DELLA SUPERFICIE ACCENTUA LA PROFONDITÀ DELLA MATERIA, RENDENDOLA ADATTA PER OGNI APPLICAZIONE ANTI-SCIVOLO E DONANDO UN IMPATTO ESTETICO IMMEDIATO E INCISIVO.


The surface crack pattern enhances the thickness of the material making it suitable for all non-slip applications with an immediate and incisive aesthetic effect.

②


①

③


White Purity




P62197 SQ. 120x60 - 47¹/₄"x23⁵/₈" SMOOTH




PS66197 SQ. 60x60 - 23⁵/₈"x23⁵/₈" NATURAL
P66197 SQ. 60x60 - 23⁵/₈"x23⁵/₈" SMOOTH
ST66197 SQ. 60x60 - 23⁵/₈"x23⁵/₈" FRAMED




PS59197 SQ. 90x45 - 35¹/₅"x17³/₄" NATURAL




PS91503 LISTONE 90x15 - 35¹/₅"x6" NATURAL



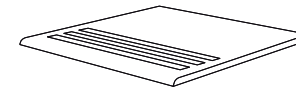
PS63197 SQ. 60x30 - 23⁵/₈"x11¹³/₁₆" NATURAL
P63197 SQ. 60x30 - 23⁵/₈"x11¹³/₁₆" SMOOTH
ST63197 SQ. 60x30 - 23⁵/₈"x11¹³/₁₆" FRAMED



PS15859 LISTONE 60x15 - 23⁵/₈"x6" NATURAL



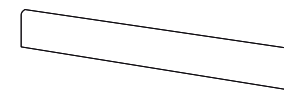
PS16859 LISTONE 60x10 - 23⁵/₈"x4" NATURAL



PS33197 GRADINO 30x30 - 12"x12" NATURAL
P33209 GRADINO 30x30 - 12"x12" SMOOTH



PS95197 BATTISCOPIA 9x45 - 3⁹/₁₆"x17³/₄" NATURAL



PS69197 BATTISCOPIA 9x60 - 3⁹/₁₆"x23⁵/₈" NATURAL
P69197 BATTISCOPIA 9x60 - 3⁹/₁₆"x23⁵/₈" SMOOTH



PS30806 PLUG 30x30 (2X2)
 12"x12" (13¹/₁₆"x13¹/₁₆") NATURAL
 SU RETE - ON NET

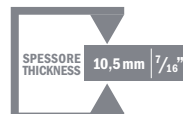


PS30813 STICK 30x30
 12"x12" NATURAL
 SU RETE - ON NET

SQ.: SQUADRATO - SQUARED



120x60 - 47¹/₄"x23⁵/₈"
 60x60 - 23⁵/₈"x23⁵/₈"
 60x30 - 23⁵/₈"x11¹³/₁₆"
 60x15 - 23⁵/₈"x6"
 60x10 - 23⁵/₈"x4"



90x45 - 35¹/₅"x17³/₄"
 90x15 - 35¹/₅"x6"

SMOOTH

R9 A

NATURAL

R10 A+B

FRAMED

R12 A+B+C

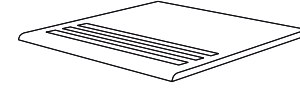
Black Intensity



P62203 SQ. 120x60 - 47¹/₄"x23⁵/₈" SMOOTH



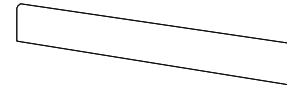
PS66203 SQ. 60x60 - 23⁵/₈"x23⁵/₈" NATURAL
P66203 SQ. 60x60 - 23⁵/₈"x23⁵/₈" SMOOTH
ST66203 SQ. 60x60 - 23⁵/₈"x23⁵/₈" FRAMED




PS33203 GRADINO 30X30 - 12"x12" NATURAL
P33215 GRADINO 30X30 - 12"x12" SMOOTH




PS95203 BATTISCOPA 9X45 - 3⁹/₁₆"x17³/₄" NATURAL



PS69203 BATTISCOPA 9X60 - 3⁹/₁₆"x23⁵/₈" NATURAL
P69203 BATTISCOPA 9X60 - 3⁹/₁₆"x23⁵/₈" SMOOTH



PS59203 SQ. 90x45 - 35¹/₅"x17³/₄" NATURAL




PS63203 SQ. 60x30 - 23⁵/₈"x11¹³/₁₆" NATURAL
P63203 SQ. 60x30 - 23⁵/₈"x11¹³/₁₆" SMOOTH
ST63203 SQ. 60x30 - 23⁵/₈"x11¹³/₁₆" FRAMED



PS30812 PLUG 30X30 (2X2)
 12"x12" (13¹/₁₆"x13¹/₁₆") NATURAL
 SU RETE - ON NET



PS30819 STICK 30X30
 12"x12" NATURAL
 SU RETE - ON NET



PS91507 LISTONE 90X15 - 35¹/₅"x6" NATURAL



PS15865 LISTONE 60X15 - 23⁵/₈"x6" NATURAL



PS16865 LISTONE 60X10 - 23⁵/₈"x4" NATURAL

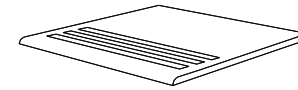
Coffee Truth



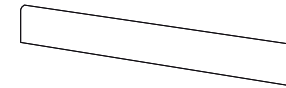
P62199 SQ. 120x60 - 47¹/₄"x23⁵/₈" SMOOTH




PS66199 SQ. 60x60 - 23⁵/₈"x23⁵/₈" NATURAL
P66199 SQ. 60x60 - 23⁵/₈"x23⁵/₈" SMOOTH
ST66199 SQ. 60x60 - 23⁵/₈"x23⁵/₈" FRAMED




PS33199 GRADINO 30X30 - 12"x12" NATURAL
P33211 GRADINO 30X30 - 12"x12" SMOOTH



PS69199 BATTISCOPA 9X60 - 3⁹/₁₆"x23⁵/₈" NATURAL
P69199 BATTISCOPA 9X60 - 3⁹/₁₆"x23⁵/₈" SMOOTH



PS63199 SQ. 60x30 - 23⁵/₈"x11¹³/₁₆" NATURAL
P63199 SQ. 60x30 - 23⁵/₈"x11¹³/₁₆" SMOOTH
ST63199 SQ. 60x30 - 23⁵/₈"x11¹³/₁₆" FRAMED



PS30808 PLUG 30X30 (2X2)
 12"x12" (13³/₁₆"x13³/₁₆") NATURAL
 SU RETE - ON NET



PS30815 STICK 30X30
 12"x12" NATURAL
 SU RETE - ON NET



PS15861 LISTONE 60X15 - 23⁵/₈"x6" NATURAL




PS16861 LISTONE 60X10 - 23⁵/₈"x4" NATURAL

SQ.: SQUADRATO - SQUARED



120x60 - 47¹/₄"x23⁵/₈"
 60x60 - 23⁵/₈"x23⁵/₈"
 60x30 - 23⁵/₈"x11¹³/₁₆"
 60x15 - 23⁵/₈"x6"
 60x10 - 23⁵/₈"x4"



90x45 - 35¹/₅"x17³/₄"
 90x15 - 35¹/₅"x6"

SMOOTH

R9 A

NATURAL

R10 A+B

FRAMED

R12 A+B+C


Sand Hearth



P62198 SQ. 120x60 - 47¹/₄"x23⁵/₈" SMOOTH



PS66198 SQ. 60x60 - 23⁵/₈"x23⁵/₈" NATURAL
P66198 SQ. 60x60 - 23⁵/₈"x23⁵/₈" SMOOTH
ST66198 SQ. 60x60 - 23⁵/₈"x23⁵/₈" FRAMED



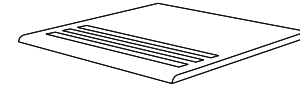
PS63198 SQ. 60x30 - 23⁵/₈"x11¹³/₁₆" NATURAL
P63198 SQ. 60x30 - 23⁵/₈"x11¹³/₁₆" SMOOTH
ST63198 SQ. 60x30 - 23⁵/₈"x11¹³/₁₆" FRAMED



PS15860 LISTONE 60x15 - 23⁵/₈"x6" NATURAL



PS16860 LISTONE 60x10 - 23⁵/₈"x4" NATURAL



PS33198 GRADINO 30X30 - 12"x12" NATURAL
P33210 GRADINO 30X30 - 12"x12" SMOOTH



PS69198 BATTISCOPIA 9X60 - 3⁹/₁₆"x23⁵/₈" NATURAL
P69198 BATTISCOPIA 9X60 - 3⁹/₁₆"x23⁵/₈" SMOOTH



PS30807 PLUG 30X30 (2X2)
 12"x12" (13¹/₁₆"x13¹/₁₆") NATURAL
 SU RETE - ON NET



PS30814 STICK 30X30
 12"x12" NATURAL
 SU RETE - ON NET

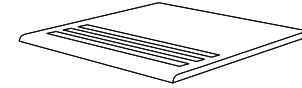
Pearl Mind



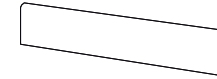
P62200 SQ. 120x60 - 47¹/₄"x23⁵/₈" SMOOTH



PS66200 SQ. 60x60 - 23⁵/₈"x23⁵/₈" NATURAL
P66200 SQ. 60x60 - 23⁵/₈"x23⁵/₈" SMOOTH
ST66200 SQ. 60x60 - 23⁵/₈"x23⁵/₈" FRAMED




PS33200 GRADINO 30X30 - 12"x12" NATURAL
P33212 GRADINO 30X30 - 12"x12" SMOOTH




PS95200 BATTISCOPA 9X45 - 3⁹/₁₆" x17³/₄" NATURAL




PS69200 BATTISCOPA 9X60 - 3⁹/₁₆"x23⁵/₈" NATURAL
P69200 BATTISCOPA 9X60 - 3⁹/₁₆"x23⁵/₈" SMOOTH



PS59200 SQ. 90x45 - 35¹/₅"x17³/₄" NATURAL




PS63200 SQ. 60x30 - 23⁵/₈"x11¹³/₁₆" NATURAL
P63200 SQ. 60x30 - 23⁵/₈"x11¹³/₁₆" SMOOTH
ST63200 SQ. 60x30 - 23⁵/₈"x11¹³/₁₆" FRAMED




PS30809 PLUG 30X30 (2X2)
 12"x12" (13¹/₁₆"x13¹/₁₆") NATURAL
 SU RETE - ON NET




PS30816 STICK 30X30
 12"x12" NATURAL
 SU RETE - ON NET



PS91504 LISTONE 90X15 - 35¹/₅"x6" NATURAL



PS15862 LISTONE 60X15 - 23⁵/₈"x6" NATURAL




PS16862 LISTONE 60X10 - 23⁵/₈"x4" NATURAL

SQ.: SQUADRATO - SQUARED



120x60 - 47¹/₄"x23⁵/₈"
 60x60 - 23⁵/₈"x23⁵/₈"
 60x30 - 23⁵/₈"x11¹³/₁₆"
 60x15 - 23⁵/₈"x6"
 60x10 - 23⁵/₈"x4"



90x45 - 35¹/₅"x17³/₄"
 90x15 - 35¹/₅"x6"

SMOOTH

R9 A

NATURAL

R10 A+B

FRAMED

R12 A+B+C


Grey Calm




P62201 SQ. 120x60 - 47¹/₄"x23⁵/₈" SMOOTH




PS66201 SQ. 60x60 - 23⁵/₈"x23⁵/₈" NATURAL
P66201 SQ. 60x60 - 23⁵/₈"x23⁵/₈" SMOOTH
ST66201 SQ. 60x60 - 23⁵/₈"x23⁵/₈" FRAMED



PS59201 SQ. 90x45 - 35¹/₅"x17³/₄" NATURAL



PS91505 LISTONE 90x15 - 35¹/₅"x6" NATURAL



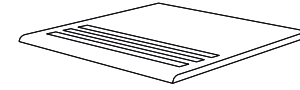
PS63201 SQ. 60x30 - 23⁵/₈"x11¹³/₁₆" NATURAL
P63201 SQ. 60x30 - 23⁵/₈"x11¹³/₁₆" SMOOTH
ST63201 SQ. 60x30 - 23⁵/₈"x11¹³/₁₆" FRAMED



PS15863 LISTONE 60x15 - 23⁵/₈"x6" NATURAL



PS16863 LISTONE 60x10 - 23⁵/₈"x4" NATURAL



PS33201 GRADINO 30X30 - 12"x12" NATURAL
P33213 GRADINO 30X30 - 12"x12" SMOOTH



PS95201 BATTISCOPIA 9X45 - 3⁹/₁₆"x17³/₄" NATURAL



PS69201 BATTISCOPIA 9X60 - 3⁹/₁₆"x23⁵/₈" NATURAL
P69201 BATTISCOPIA 9X60 - 3⁹/₁₆"x23⁵/₈" SMOOTH



PS30810 PLUG 30X30 (2X2)
 12"x12" (13¹/₁₆"x13¹/₁₆") NATURAL
 SU RETE - ON NET



PS30817 STICK 30X30
 12"x12" NATURAL
 SU RETE - ON NET

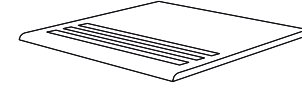
Dark Depth



P62202 SQ. 120x60 - 47¹/₄"x23⁵/₈" SMOOTH



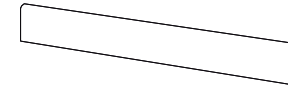
PS66202 SQ. 60x60 - 23⁵/₈"x23⁵/₈" NATURAL
P66202 SQ. 60x60 - 23⁵/₈"x23⁵/₈" SMOOTH
ST66202 SQ. 60x60 - 23⁵/₈"x23⁵/₈" FRAMED



PS33202 GRADINO 30X30 - 12"x12" NATURAL
P33214 GRADINO 30X30 - 12"x12" SMOOTH




PS95202 BATTISCOPA 9X45 - 3⁹/₁₆" x17³/₄" NATURAL



PS69202 BATTISCOPA 9X60 - 3⁹/₁₆"x23⁵/₈" NATURAL
P69202 BATTISCOPA 9X60 - 3⁹/₁₆"x23⁵/₈" SMOOTH



PS59202 SQ. 90x45 - 35¹/₅"x17³/₄" NATURAL



PS63202 SQ. 60x30 - 23⁵/₈"x11¹³/₁₆" NATURAL
P63202 SQ. 60x30 - 23⁵/₈"x11¹³/₁₆" SMOOTH
ST63202 SQ. 60x30 - 23⁵/₈"x11¹³/₁₆" FRAMED



PS30811 PLUG 30X30 (2X2)
 12"x12" (13³/₁₆"x13³/₁₆") NATURAL
 SU RETE - ON NET



PS30818 STICK 30X30
 12"x12" NATURAL
 SU RETE - ON NET



PS91506 LISTONE 90X15 - 35¹/₅"x6" NATURAL



PS15864 LISTONE 60X15 - 23⁵/₈"x6" NATURAL

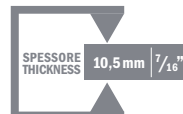


PS16864 LISTONE 60X10 - 23⁵/₈"x4" NATURAL

SQ.: SQUADRATO - SQUARED



120x60 - 47¹/₄"x23⁵/₈"
 60x60 - 23⁵/₈"x23⁵/₈"
 60x30 - 23⁵/₈"x11¹³/₁₆"
 60x15 - 23⁵/₈"x6"
 60x10 - 23⁵/₈"x4"



90x45 - 35¹/₅"x17³/₄"
 90x15 - 35¹/₅"x6"

SMOOTH R9 A

NATURAL R10 A+B

FRAMED R12 A+B+C





COSTRUIRE SECONDO NATURA BUILDING ACCORDING TO NATURE

Le lastre della collezione ROADS di FMG Industrial Slabs sono certificate ANAB per l'architettura bioecologica.
The slabs of the ROADS collection by FMG Industrial Slabs have been awarded the ANAB bioarchitecture certification.

LA CERTIFICAZIONE ANAB

ANAB (Associazione Nazionale Architettura Bioecologica) è la prima associazione nata in Italia nel 1989 nel settore della bioedilizia con l'obiettivo di sensibilizzare sui pericoli, per la salute dell'uomo e del territorio, insiti nell'attuale modello produttivo del settore edilizio e sulla necessità di modificarne radicalmente gli indirizzi. Il marchio contrassegna i prodotti che ottengono la certificazione secondo i metodi di valutazione messi a punto da ANAB attraverso l'attività di controllo di ICEA (Istituto per la Certificazione Etica e Ambientale), a cui è stata trasferita l'attività di controllo che si riferisce al marchio ANAB. Il marchio ANAB è uno strumento che consente maggiore correttezza e chiarezza nel rapporto tra produttori, utilizzatori, progettisti e utenti e favorisce la diffusione qualificata dei materiali per la bioedilizia.

ANAB CERTIFICATION

ANAB (National Association of Bioecological Architecture) was the first association set up in Italy (in 1989) in the eco-building industry with the aim of enlightening to the health and environmental risks of the current production model adopted by the building industry for housing. It aims to make people aware of the need for radical changes and to encourage the use of construction methods and materials that respect living beings and their environment. The ANAB mark shows that the products bearing it have met the certification assessment criteria developed by ANAB on the basis of tests by control body ICEA (Institute for Ethical and Environmental Certification). ICEA institute is assigned by ANAB to carry out the inspections required to obtain the ANAB mark. The ANAB mark is a tool which helps establish fairness and clearer understanding in the relationship between manufacturers, designers and users, and spreads awareness of eco-building materials.

Consigli per la pulizia e manutenzione giornaliera

SUPERFICI NATURAL E FRAMED

Pulizia Ordinaria

Pulire il rivestimento a parete o pavimento con acqua tiepida pulita e l'aggiunta di prodotti detergenti tipo Ajax, Emulsio Ceramica o Lysoform Casa diluiti secondo le istruzioni d'uso. Sulla superficie FRAMED è consigliato l'utilizzo di uno strofinaccio ruvido. Non necessita di trattamenti speciali.

Pulizia straordinaria o grande pulizia

Pulire il pavimento con uno strofinaccio ruvido bagnato con acqua tiepida e l'aggiunta di detergenti tipo aceto bianco, Ajax pavimenti o Mastro Lindo diluiti in quantità pari al doppio di quelle consigliate sulle relative confezioni e al termine risciacquare la pavimentazione con acqua tiepida pulita. In alternativa utilizzare con spugna umida o straccio un detergente tipo Cif Gel Liquido (puro o diluito).

Recommendations for daily cleaning and maintenance

NATURAL AND FRAMED SURFACES

Routine cleaning

Clean floor and walls using clean water with detergents such as Ajax, Emulsio Ceramica or Lysoform Casa diluted according to the manufacturer's instructions. For FRAMED surface we recommend to use a rough cloth. No special treatments are necessary.

Special or overall cleaning

Clean the floor using a rough cloth soaked in tepid water in which you have to dilute double the amount of detergents recommended by the manufacturers (e.g. Ajax floor cleaner, Meister Proper or white vinegar). Rinse the floor with clean tepid water. A detergent such as Cif Gel (pure or diluted) can also be used with a damp sponge or cloth.

Tipo di sporco	Detergenti consigliati	Type of dirt	Recommended detergents
Effluorescenze calcaree, Malta	Aceto bianco, Cif Forza Liquida, Diluente nitro, Trielina	Calcareous deposit, Mortar	White vinegar, Cif Forza Liquida, Nitro solvent, Trieline
Grafite (matita)	Cif Gel Crema, Vim Clorex in polvere	Graphite (pencil marks)	Cif Gel Crema, Vim Clorex in powder
Ruggine	Diluente nitro	Rust	Nitro solvent
Birra, Caffè, Coca Cola, Gelato, Grassi animali e vegetali, Ketchup, Vino	Ace Crema Gel, Baysan Crema Più, Cif Gel Liquido, Mastro Lindo Bagno, Mastro Lindo Candeggina, Varechina	Beer, Coffee, Coca Cola, Ice cream, Animal or vegetable fats, Ketchup, Wine	Ace Crema Gel, Baysan Crema Più, Cif Gel Liquido, Meister Proper for Bath-rooms, Meister Proper with Bleach, Bleach
Gomma di pneumatico, Olii di parti meccaniche, Resine, Smalti	Ace Crema Gel, Cif Crema Attiva, Mastro Lindo Candeggina, Scric Ammoniacale, Trielina, Vim Clorex	Tyre tracks, Oil from mechanical parts, Resins, Enamel	Ace Crema Gel, Cif Crema Attiva, Meister Proper with Bleach, Scric Ammoniacale, Trieline, Vim Clorex
Inchiostri, Lampostil/pennarello	Diluente nitro	Ink, Pen marks	Nitro solvent



Possono essere utilizzati tutti i detergenti esistenti sul mercato, alla concentrazione desiderata a esclusione dell'acido FLUORIDRICO (HF) o dei suoi composti, come da norma ISO 10545-14.



Any detergent available in the market can be used in the desired concentration for cleaning, with the exception of HYDROFLUORIC acid (HF) or its compounds, according to ISO 10545-14 standards.

Consigli per la pulizia e manutenzione giornaliera

SUPERFICIE SMOOTH

Pulizia ordinaria

Pulire il rivestimento a parete o pavimento con acqua pulita (tiepida o fredda) aggiungendo detersivi tipo Azzurro o Singular (Sutter) o Detersan Casa (Madras) o Fila-cleaner (Fila). Con i prodotti sopra indicati si consiglia di utilizzare macchine lava-pavimenti avendo cura di diluire i detersivi secondo le indicazioni fornite dal produttore.

Pulizia straordinaria o grande pulizia

Pulire il pavimento con acqua tiepida e detersivi tipo Antipolvere (Madras) o Decalc (Sutter) o Deterdek (Fila). Con i prodotti sopra indicati si consiglia di utilizzare o macchine lava pavimenti diluendo i detersivi secondo indicazioni o impiegando spugne per grès porcellanato in base al tipo di superficie (SMOOTH: bianco o giallo).

Recommendations for daily cleaning and maintenance

SMOOTH SURFACE

Routine cleaning

Clean floor and walls using clean water (tepid or cold) and detergents such as Azzurro or Singular (Sutter), Detersan Casa (Madras) or Filacleaner (Fila). With the above-mentioned products, we recommend to use floor-cleaning machines and to dilute the detergent according to the manufacturer's instructions.

Special or overall cleaning

Clean the floor using tepid water and detergents such as Antipolvere (Madras), Decalc (Sutter) or Deterdek (Fila). With the above-mentioned products, we recommend to use floor-cleaning machines and to dilute the detergent according to the manufacturer's instructions, or to use special pads for porcelain stoneware depending on the type of surface finish (SMOOTH: white or yellow).

Tipo di sporco	Detersivi consigliati	Type of dirt	Recommended detergents
Effluorescenze calcaree, Malta, Residui meccanici, Ruggine, Tempere murali	Decalc (Sutter), Det Acido (Technokolla), Deterdek (Fila), PowerFix (Kiehl)	Calcareous deposit, Mortar, Metallic residues, Rust, Wall tempera	Decalc (Sutter), Det Acido (Technokolla), Deterdek (Fila), PowerFix (Kiehl)
Grafite (matita)	Gomma da matita e/o Cif Gel Crema (Lever) + azione forte con spugna verde, Corvett (Kiehl)	Graphite (pencil marks)	Rubber for pencil and/or Cif Gel Crema (Lever) + strong action with green sponge, Corvett (Kiehl)
Birra, Caffè, Coca Cola, Gelato, Grassi animali e vegetali, Ketchup, Vino	Cif Gel Liquido (Lever), Corvett (Kiehl), Det Base (Technokolla), PS/87 (Fila)	Beer, Coffee, Coca Cola, Ice cream, Animal or vegetable fats, Ketchup, Wine	Cif Gel Liquido (Lever), Corvett (Kiehl), Det Base (Technokolla), PS/87 (Fila)
Gomma di pneumatico, Olii di parti meccaniche, Resine, Smalti	Cif Crema Attiva (Lever), Corvett (Kiehl), Det Base (Technokolla), Detergum (Kymax), PS/87 (Fila)	Tyre tracks, Oil from mechanical parts, Resins, Enamel	Cif Crema Attiva (Lever), Corvett (Kiehl), Det Base (Technokolla), Detergum (Kymax), PS/87 (Fila)
Inchiostri, Lampostil/pennarello	Diluente nitro, Flash (Sutter), Tablefit (Kiehl)	Ink, Pen marks	Nitro solvent, Flash (Sutter), Tablefit (Kiehl)

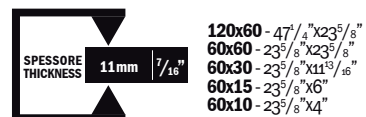


Possono essere utilizzati tutti i detersivi esistenti sul mercato, alla concentrazione desiderata a esclusione dell'acido FLUORIDRICO (HF) o dei suoi composti, come da norma ISO 10545-14.



Any detergent available in the market can be used in the desired concentration for cleaning, with the exception of HYDROFLUORIC acid (HF) or its compounds, according to ISO 10545-14 standards.











SQ.: SQUADRATO - SQUARED



- SMOOTH R9 A**
- NATURAL R10 A+B**
- FRAMED R11 A+B+C**

Pesi e imballi Weights and packing

FORMATI SIZES	PEZZI X SCATOLA PIECES X BOX	KG X MQ KG X SQM	MQ X SCATOLA SQM X BOX	ML X SCATOLA LM X BOX	SCATOLE X PALETTA BOXES X PALLET	MQ X PALETTA SQM X PALLET	KG X PALETTA KG X PALLET
120x60 - 47 ¹ / ₄ "x23 ⁵ / ₈ "	1	26,50	0,72	-	50	36,00	954,00
90x45 - 35 ¹ / ₅ "x17 ³ / ₄ "	3	21,90	1,215	-	28	34,02	745,04
60x60 - 23 ⁵ / ₈ "x23 ⁵ / ₈ "	3	25,50	1,08	-	32	34,56	881,28
60x30 - 23 ⁵ / ₈ "x11 ¹³ / ₁₆ "	5	25,50	0,90	-	40	36,00	918,00
Listone 90x15 - 35 ¹ / ₅ "x6"	4	2,96 PZ	-	-	-	-	-
Listone 60x15 - 23 ⁵ / ₈ "x6"	4	2,08 PZ	-	-	-	-	-
Listone 60x10 - 23 ⁵ / ₈ "x4"	4	1,35 PZ	-	-	-	-	-
Plug 30x30 (2x2) - 11 ¹³ / ₁₆ "x11 ¹³ / ₁₆ " su rete - on net	4	1,72 PZ	-	-	-	-	-
Stick 30x30 - 11 ¹³ / ₁₆ "x11 ¹³ / ₁₆ " su rete - on net	4	1,72 PZ	-	-	-	-	-
Battiscopa 9x60 - 3 ⁹ / ₁₆ "x23 ⁵ / ₈ "	10	1,35 PZ	-	-	-	-	-
Battiscopa 9x45 - 3 ⁹ / ₁₆ "x17 ³ / ₄ "	10	0,85 PZ	-	-	-	-	-
Gradino 30x30 - 11 ¹³ / ₁₆ "x11 ¹³ / ₁₆ "	4	1,63 PZ	-	-	-	-	-

PROPRIETÀ FISICO-CHIMICHE PHYSICAL-CHEMICAL PROPERTIES		TIPO DI PROVA STANDARD OF TEST	VALORE PRESCRITTO REQUIRED VALUE	VALORE MEDIO FMG FMG MEAN VALUE	ASTM STANDARD OF TEST	ASTM INDUSTRY STANDARDS	ASTM FMG RESULTS (as tested by Smith Emery laboratory)
 Dimensioni Sizes	ISO 10545.2	Lunghezza e larghezza Length and width	± 0,6% max	± 0,2% max	ASTM C-499	Average facial dimension < 1,5%	0,15%
		Spessore Thickness	± 5% max	± 2% max		Wedging ±1%	0,014%
		Rettilineità spigoli Linearity	± 0,5% max	± 0,2% max		-	-
		Ortogonalità Wedging	± 0,6% max	± 0,2% max		Warpage ±1% of any edge	0,33%
		Planarità Warpage	± 0,5% max	± 0,2% max		Range of thickness (inch.) < 0,04%	0,17%
 Assorbimento d'acqua Water absorption	ISO 10545.3	≤ 0,5%	0,04% *	ASTM C-373	Tile shall be impervious	< 0,05%	
 Resistenza alla flessione Flexion resistance	ISO 10545.4	Modulo di rottura Modulus ≥ 35 N/mm ² Carico di rottura Breaking strenght ≥ 1300 N	55 N/mm ² (561 Kg/cm ²) 2500 N				
 Resistenza all'abrasione profonda Deep abrasion resistance	ISO 10545.6	Volume ≤ 175 mm ³	120 mm ³	ASTM C-501	≥ 100	217	
 Coefficiente di dilatazione termica lineare Coefficient of linear thermal-expansion	ISO 10545.8	≤ 9x10 ⁻⁶ °C ⁻¹	6,5x10 ⁻⁶ °C ⁻¹	ASTM C-1028		Meets or exceeds requirements (Please ask for individual test reports)	
 Resistenza al gelo Frost resistance	ISO 10545.12	Non devono presentare rotture o alterazioni apprezzabili della superficie Must not produce noticeable alteration to surface	Non gelive Frost-proof	ASTM C-1026	No sample must show alterations to surface	Resistant	
 Resistenza ai prodotti chimici Chemical resistance	ISO 10545.13	Non devono presentare apprezzabili segni d'attacco Chimico Must not produce noticeable signs of chemical attack	Non attaccate Not attacked	ASTM C-650 ASTM C-648	To 10% HCL Acid - No sample must show visible signs of chemical attack to 10% KOH Alkali 250 PSI or greater	Unaffected	
 Resistenza alle macchie Stain resistance	ISO 10545.14	1 < X < 5	CLASSE 5 - CLASS 5 ** Macchie rimosse con acqua corrente calda (senza detergente) Stains removed by hot running water (without detergent)				
 Resistenza dei colori alla luce Color resistance to light	DIN 51094	Non devono presentare apprezzabili variazioni di colore Must not produce noticeable colour variation	Campioni inalterati in brillantezza e colore No change in brightness or colour of samples				
 Coefficiente di attrito (scivolosità) Friction coefficient (slipperiness)	BCRA REP CEC 6/81	Attrito soddisfacente Satisfactory friction 0,40 ≤ μ ≤ 0,74	0,42 - 0,75 ***				

LASTRE INDUSTRIALI A TUTTA MASSA IN GRÉS PORCELLANATO TECNICO
FULL-BODY INDUSTRIAL SLABS IN TECHNICAL PORCELAIN STONEWARE

Classificazione secondo norme CEN gruppo BI EN 176 e ISO 13006 All. G gruppo BI a UGL
Classification in accordance with CEN standards BI EN 176 and ISO 13006 All. G standards BI a UGL

* **I prodotti con assorbimento < 0,5 sono classificati secondo le norme UNI CEN "Fully vitrified tiles" e secondo le norme ASTM "Impervious tiles"**
The products having an absorption < 0,5 are classified according to the UNI CEN standards "Fully vitrified tiles" and according to the ASTM standards "Impervious tiles"

** **Varia a seconda della finitura di superficie**
It can vary according to the surface finish

Roads

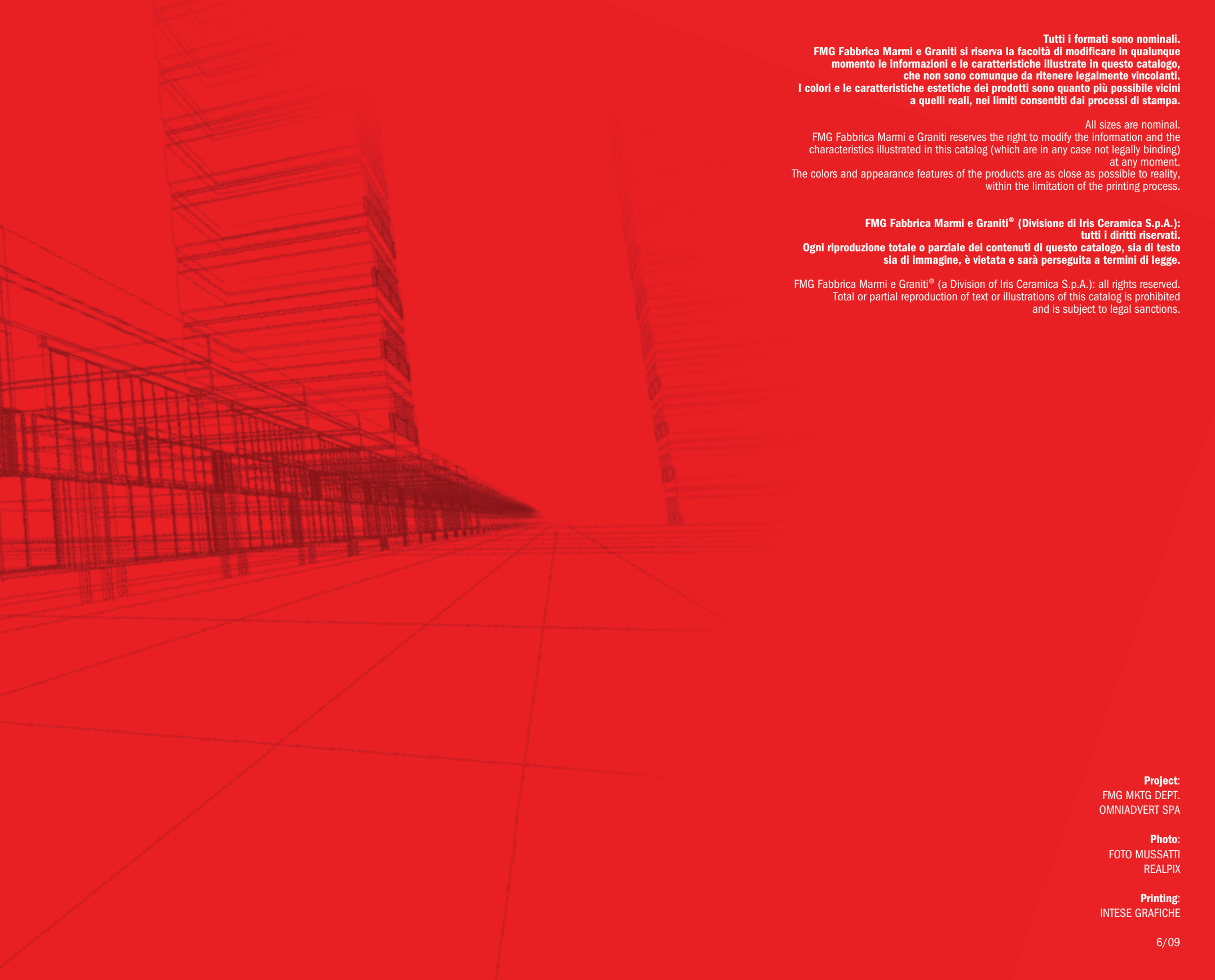
FMG FABBRICA MARMII E GRANITI® Certificazioni Certifications



La lista à jour des matériaux FMG Fabbrica Marmi e Graniti certifica LUPAC est disponible.



SOCIÒ ORDINARIO



Tutti i formati sono nominali.
FMG Fabbrica Marmi e Graniti si riserva la facoltà di modificare in qualunque momento le informazioni e le caratteristiche illustrate in questo catalogo, che non sono comunque da ritenere legalmente vincolanti.
I colori e le caratteristiche estetiche dei prodotti sono quanto più possibile vicini a quelli reali, nei limiti consentiti dai processi di stampa.

All sizes are nominal.
FMG Fabbrica Marmi e Graniti reserves the right to modify the information and the characteristics illustrated in this catalog (which are in any case not legally binding) at any moment.
The colors and appearance features of the products are as close as possible to reality, within the limitation of the printing process.

FMG Fabbrica Marmi e Graniti® (Divisione di Iris Ceramica S.p.A.): tutti i diritti riservati.
Ogni riproduzione totale o parziale dei contenuti di questo catalogo, sia di testo sia di immagine, è vietata e sarà perseguita a termini di legge.

FMG Fabbrica Marmi e Graniti® (a Division of Iris Ceramica S.p.A.): all rights reserved.
Total or partial reproduction of text or illustrations of this catalog is prohibited and is subject to legal sanctions.

Project:
FMG MKTG DEPT.
OMNIADVERT SPA

Photo:
FOTO MUSSATTI
REALPIX

Printing:
INTESE GRAFICHE



FVIG FABBRICA
MARMI E GRANITI

COSTRUTTORI DI PIETRE NATURALI

Via Ghiarola Nuova, 119
41042 Fiorano Modenese (Mo) Italy
tel. +39 0536 862111
fax +39 0536 804602
e-mail: mktg@irisfmg.com

www.irisfmg.com

numero verde (Italy only) tel. 800 211931
numero verde (Italy only) fax 800 248000

Iris Ceramica spa